


club^{3D}

www.club-3d.com

SenseVision USB Type C Mini Dock



senseVISION
CONNECT AND DO MORE



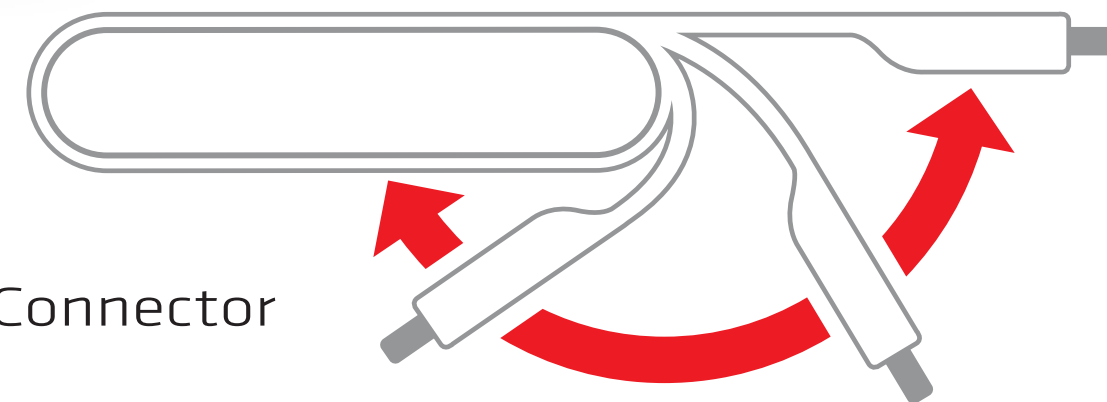
USB Type C to VGA + USB 3.0 + USB Type C Charging Mini Dock

USER INSTRUCTIONS **CSV - 1532**



USB Type C to VGA + USB 3.0 + USB Type C Charging Mini Dock

- Innovative Portable Design
- Folding USB Type-C Connector
- Supports analog VGA monitor
- Supports up to 270MHz video pixel clock
- Supports up to WQXGA resolution (2560x1600p)
- 1x USB 3.0 Type-A port for Data (max 5Gbps)
- 1x USB Type-C PD port (5V/ 1.5A, 20V/3A)
- Requires Type-C DisplayPort™ Alt Mode



Folding USB Type-C Connector





Step 1

All you need is CSV-1532 a VGA monitor, an USB A device and an USB C device for charging

sense vision
CONNECT AND DO MORE

We recommend Club3D Cables:
CAC-1523 and the CAC-1522






Step 2

USB-C mini dock

sense vision
CONNECT AND DO MORE

Uplink the CSV-1532 with your laptop





USB-A Cable

USB-C Cable

VGA Male Cable

Step 3

**Connect the CSV-1532 with your
VGA male Cable, USB A and C Cable**

We recommend Club3D Cables:
CAC-1523 and the CAC-1522





**When CSV-1532 is all connected
it's Plug and Play**

Charges up to 60Watts at the same time

senseVISION
CONNECT AND DO MORE



club^{3D}



Thanks for watching

www.club-3d.com